



### District Report Card: 2017


<b>State:</b> Odisha	<b>District:</b> Bolangir
<b>Class:</b> 8	<b>Subject:</b> Language
<b>Schools:</b> 33	<b>Students:</b> 517


### Participation/Coverage


#### Students

<b>GENDER</b> 	Boys		Girls	
	Number	%	Number	%
	273	52.80	244	47.20

<b>AREA</b> 	Rural		Urban	
	Number	%	Number	%
	517	100.00	0	0.00

<b>CATEGORY</b> 	SC		ST		OBC		GEN	
	Number	%	Number	%	Number	%	Number	%
	105	20.31	117	22.63	278	53.77	17	3.29

<b>CWSN</b> 	LD	VI	HI	S&LD	ID	Oth
	2	3	1	0	0	1

<b>Management</b> 	Government		Government-aided	
	Number	%	Number	%
	517	100.00	0	0.00

### Average Performance of Students in Language (%)

Overall	Gender		Area		Management		Social Group			
	Male	Female	Rural	Urban	Govt.	Aided	SC	ST	OBC	GEN
55.28	55.29	55.27	55.28	0.00	55.28	0.00	50.98	54.53	57.19	55.69

### Performance on Learning Outcomes (LOs)

Learning Outcomes	Description	Average Performance(%)
L813	Read textual/non-textual materials with comprehension and identifies the details, characters, main idea and sequence of ideas and events while reading	55.28

Range of Performance of Students who Answered Correctly							
Below 30%		30% - 50%		50% - 75%		Above 75%	
Number	%	Number	%	Number	%	Number	%
70	13.54	128	24.76	223	43.13	96	18.57

### Lowest Performing Learning Outcomes (LOs)

1 - Read textual/non-textual materials with comprehension and identifies the details, characters, main idea and sequence of ideas and events while reading (55.28)